

Asia Equity Fund Flow

Equity (mnUSD)

Asia	Date	Daily	WTD	MTD	QTD	YTD
India	15 May	231.4	-968.3	-1765.3	-6986.4	-22777.0
Indonesia	18 May	-26.2	-26.2	496.2	-493.7	-2441.4
Malaysia	18 May	-26.4	-26.4	-102.5	-26.8	264.1
Philippines	18 May	-3.7	-3.7	2.1	-209.3	-70.7
South Korea	18 May	-2286.6	-2286.6	-18788.4	-18195.1	-55208.6
Taiwan	18 May	-558.2	-558.2	2471.1	10895.7	-8016.3
Thailand	18 May	35.3	35.3	254.7	175.2	815.2
Vietnam	18 May	-22.3	-22.3	-325.9	-869.7	-1978.0

Source : Bloomberg 18 MAY 2026

Asia Bond Fund Flow

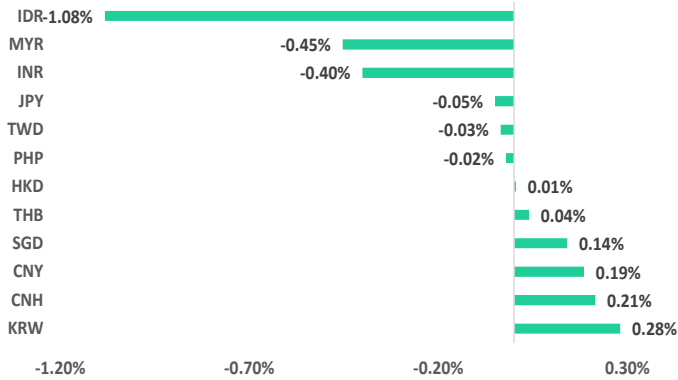
Bond (mnUSD)

Asia	Date	Daily	WTD	MTD	QTD	YTD
China	31 Mar	-	-	-18864.2	-29402.1	-29402.1
India	15 May	64.0	10.5	183.9	-151.9	938.5
Indonesia	13 May	-141.7	81.4	-53.6	723.0	-760.4
Japan	8 May	-	676.2	5276.1	17849.4	54740.8
Malaysia	11 May	-120.4	374.4	-377.1	449.3	1771.0
Philippines	31 Mar	-	-	1379.0	3131.9	3131.9
South Korea	18 May	85.4	85.4	2807.5	8112.0	25153.8
Thailand	18 May	-5.1	-5.1	69.1	294.2	1042.2

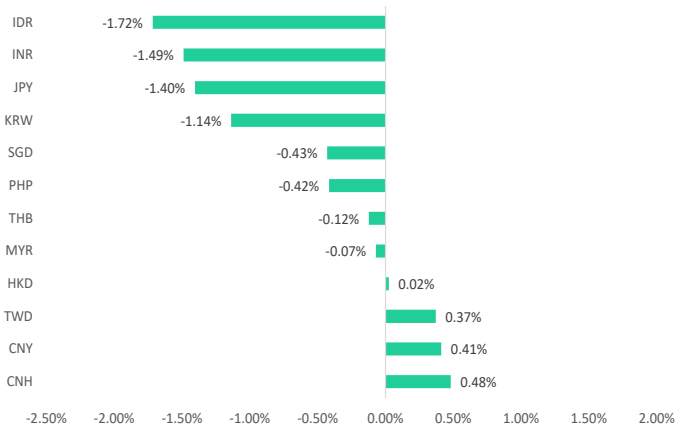
Source : Bloomberg 18 MAY 2026

Asia Currency

1D



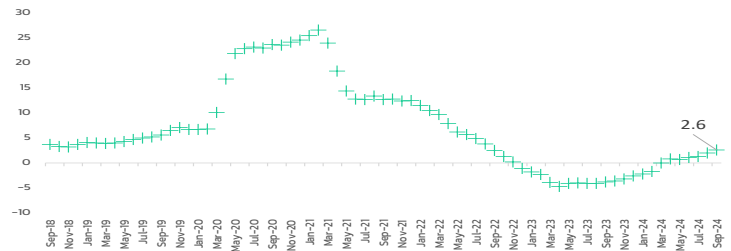
MTD



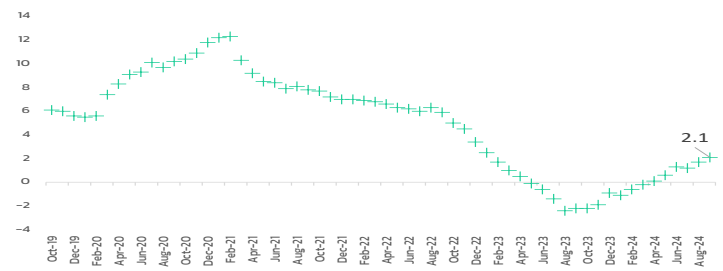
Source : Bloomberg 18 MAY 2026/ *update ล่าสุด

M2 growth *

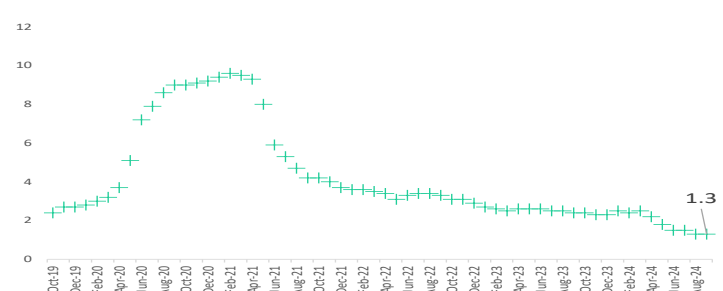
US M2 growth (%)



Eurozone M2 growth (%)



Japan M2 growth (%)



Source : Bloomberg 18 MAY 2026/ *update ล่าสุด